




Events and Gatherings with Face Covering and Physical Distancing Observed¹

| Attendee Activity Level | Lower Occupant Density ² | | Higher Occupant Density ³ | |
|------------------------------------|-------------------------------------|---------|--------------------------------------|---------|
| | Outdoors | Indoors | Outdoors | Indoors |
| Silent | Low | Low | Low | Medium |
| Speaking | Low | Low | Medium | Medium |
| Dancing | Medium | Medium | High | High |
| Shouting, Singing | Medium | High | High | High |
| Running, Playing, Wind Instruments | Medium | High | High | High |

Risk of transmission
 Low  Medium  High 

¹ This chart is a guide, not a guarantee that a request will be approved or denied.

² Lower Occupant Density are situations where more than 6 feet of physical distancing can be observed at all times and the attendance is below half of the maximum attendance capacity.

³ Higher Occupant Density are situations where 6 feet of physical distancing can be observed, but the attendance is close to or at the maximum attendance capacity for the venue.